



Riverside Ranger


General	
Survey	MNZ Offshore Operational area (200nm)
Home Port	New Plymouth NZ
Build	2016 Profab engineering, NZ
MNZ#/Callsign	MNZ 142589/ZMU 9142
Dimensions	
Length	23.9m
Draft	2m Light, 2.35m max
Beam	9.35m
Clear Deck	8m X 9m - 72m ²
Machinery and Tankage	
Main engines	2 x ACERT Caterpillar C32 – 1600hp each
Propulsion	5 Blade fixed pitch
Thrusters	4 x Hydraulic 100hp – 2 fwd, 2 aft
Tankage	2 x 12,500 fuel - 2000l potable water - 2000l black and grey 17,000l ballast
Aux	2 x C4.4 Caterpillar generators – 123kVA each, 440V 3 Phase
Berths	18 – 2 x 3 berth, 2 x 2 berth, 2 x 4 berth
Mess	Seating for 20 downstairs, 8 up stairs
Bathrooms	3 bathrooms – Shower/Head
Galley	Full stainless steel commercial galley, walk in chiller and freezer, day fridge/freezer, large dry store
Entertainment	Sat TV – 1 upstairs, 1 downstairs, cell link internet, satellite internet available



Riverside Marine
Campbell House
161 Breakfast Creek Road
Newstead, QLD 4006

PO Box 2399
Fortitude Valley, QLD 4006
P +61 7 3852 0900
F +61 7 3852 0999
E admin@riversidemarine.com.au


riversidemarine.com.au



Riverside Ranger

Modular Deck Fixtures

Moon Pool	1.2m x 1.2m through hull moon pool on centreline and centre of gravity
Survey Tower	Hands free deployment of MBES/USBL transducers through the moonpool
Crane	Palfinger PK 8500M – Starboard side
USBL	Through hull USBL pole, Port side
Gantry	6m at perpendicular. 5t lift and hold, 3m clearance at full luff out.
Deck Winch	5t, level wind winch
Crane Skid	20' container pad with PK 32080
Dive Spread	Containerised or free-standing chamber, launch and recovery systems
ROV	Launch and recovery system integrated to ships gantry or free standing
Mooring	4-point hydraulic mooring system
Towing	20t tow post, integrated winch and windlass
Bridge and Survey	
Navigation	Maxsea integrated chart plotter/Radar/Sounder x 2, separate power source
Radio	ICOM VHF and SSB radios – 6 x VHF, 1 x SSB. 2-way deck speakers – open microphone
Illumination	FLIR – controllable thermal imaging camera with man overboard lock, flood lights illuminating 360° around the vessel
ROV	ROV workstation aft wheelhouse – 8 monitors
Survey	Workstation in wheelhouse for up to 4 monitors
Watchkeeping	BNWAS alarm system and Maxsea alarms linked to masters cabin
Performance	
Survey	<50l per hour @6-7 knots – including generators
Transit	120lph @ 10 knots, 200lph @ 13 knots Maximum speed 19 knots

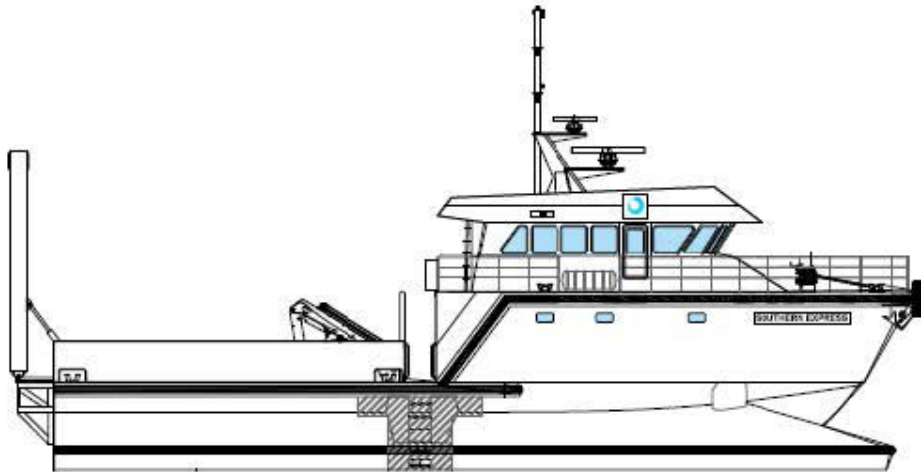


Riverside Marine
Campbell House
161 Breakfast Creek Road
Newstead, QLD 4006

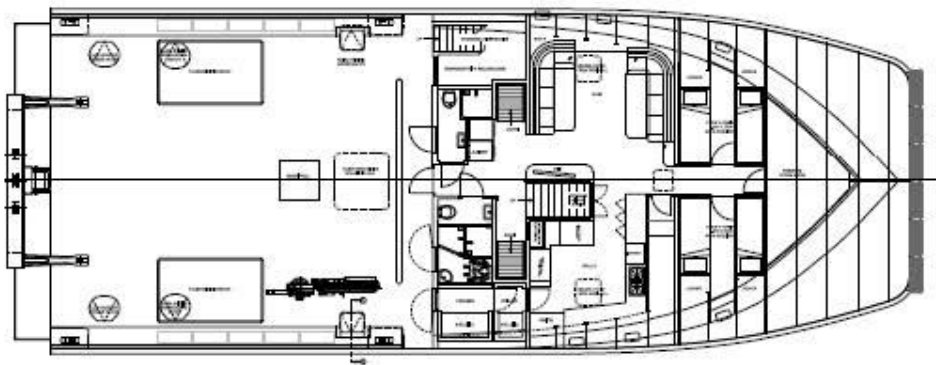
PO Box 2399
Fortitude Valley, QLD 4006
P +61 7 3852 0900
F +61 7 3852 0999
E admin@riversidemarine.com.au

riversidemarine.com.au

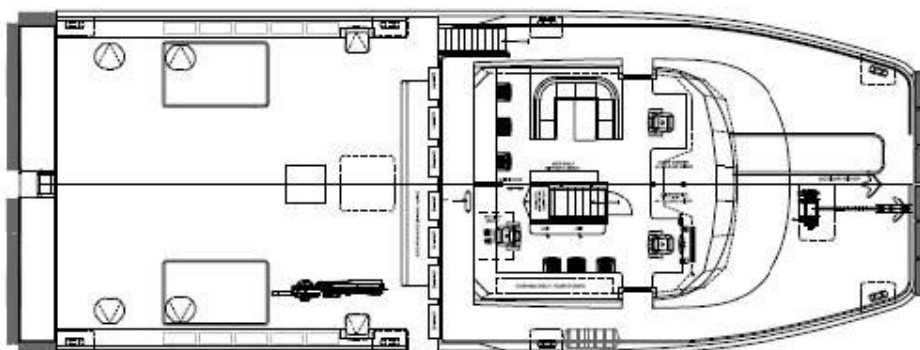
VESSEL SPECIFICATIONS: GENERAL PARTICULARS



SIDE ELEVATION
SCALE 1 : 150



MAIN DECK - GENERAL ARRANGEMENT
SCALE 1 : 150



BRIDGE DECK - GENERAL ARRANGEMENT
SCALE 1 : 150